

Different Ways to Authenticate Users with the Pros and Cons of each Method

FHI, Oslo 12/12-2006

Habtamu Abie, PhD
Senior Research Scientist
Norwegian Computing Centre

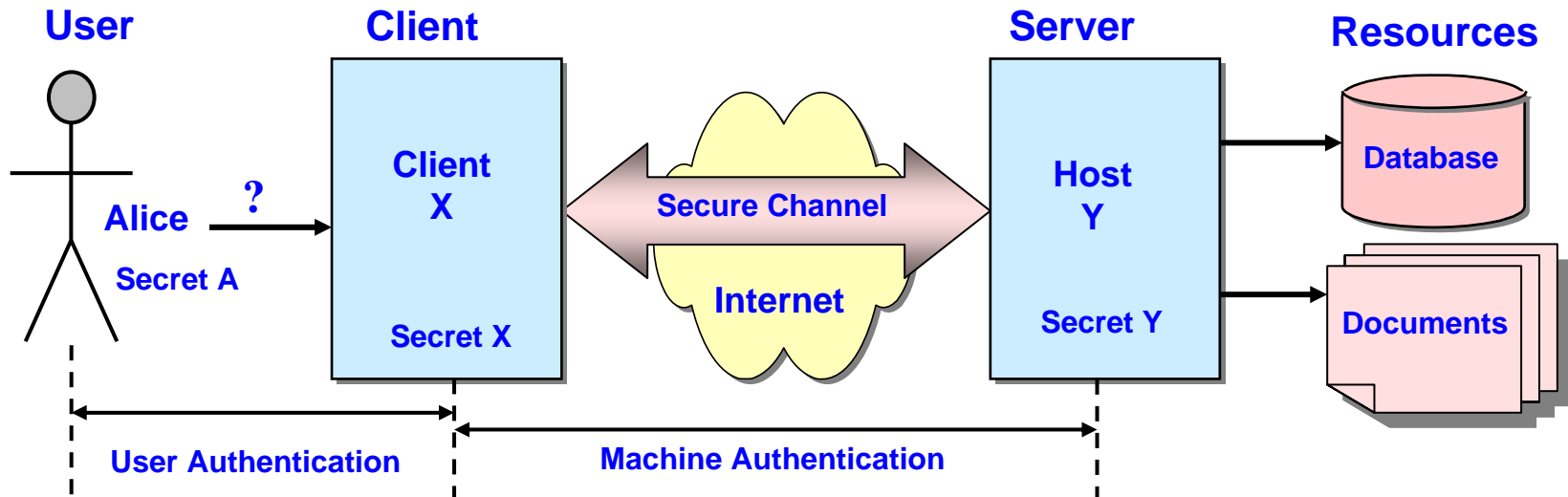
Outline

- ▶ Authentication: setting the scene
- ▶ Different ways to authenticate users
 - pros and cons of each method
- ▶ Technologies for user authentication
- ▶ Future trends
- ▶ Concluding remarks
- ▶ References

Authentication: setting the scene

- ▶ The authentication problem is simple to describe but hard to solve
 - two parties are communicating, and one or both wish to establish their identity to the other
- ▶ Authentication is the process of **verifying**
 - the digital identity of a **process/computer**
 - the physical identity of a person, i.e. user authentication
- ▶ Authentication, the **gatekeeper** for other security tasks
 - **confidentiality** – restricting data access to authorized persons
 - **integrity** – ensuring data modification by authorized persons
 - **non-repudiation** – conclusively tracing an action to an individual
 - **availability** – ensuring availability of data to authorised persons
- ▶ User authentication is a central component of any security infrastructure

Authentication: setting the scene...



- ▶ Alice performs user authentication to client A
 - by demonstrating knowledge of **secret A** (memorized password)
- ▶ Two machines Client X and Host Y perform machine authentication
 - by mutually demonstrating knowledge of their respective stored secrets (**secret X** and **secret Y**, respectively)

Different ways to authenticate users

- ▶ Users can be authenticated in many different ways, by using
 - **Something a user knows** – e.g. password
 - **Something a user has** – e.g. smart-card/token
 - **Something a user is** – e.g. biometrics

 - **Combinations of the above** (aka multifactor authentication) – e.g. PIN-enabled bank card
- ▶ Other methods
 - **Information about a user** – attribute authentication
 - **Where a user is** – location-based authentication (a special case of attribute authentication)

Passwords

- ▶ Passwords are simply ‘secrets’ that are provided by the user upon request
 - PINs - specific subset of passwords (comprised of numeric characters only)
- ▶ Using ‘something that is known’ to authenticate a user is a simple method
 - user lays claim to a particular identity, often represented by a username, and
 - supports this claim by demonstrating knowledge of some ‘secret’ information known only to that user and the system

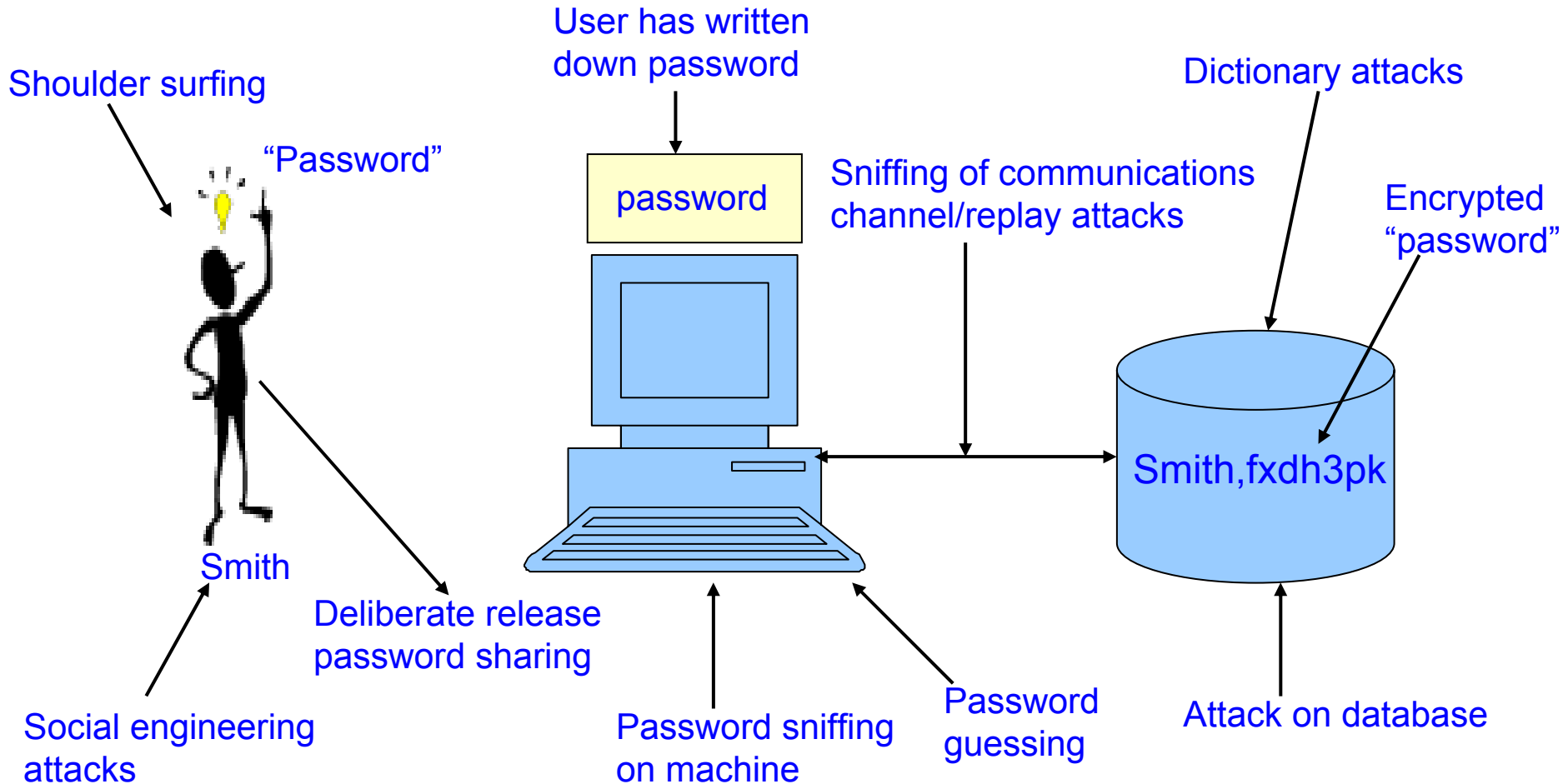
Passwords...

- ▶ Passwords
 - most predominant method of user authentication
 - demand a higher level of memorability from the user
- ▶ They suffer from two conflicting requirements
 - passwords must be sufficiently 'random' to prevent them being guessed by an attacker, and
 - must at the same time be not too difficult for the user to remember
- ▶ The security of a password-based authentication system relies on achieving the right balance between these two

Passwords...

- ▶ A user can use a password to authenticate **their** identity
 - a memorable password can often be guessed or searched for by an attacker
 - a long, random, changing password is difficult to remember
- ▶ Strong user authentication
 - combining password usage with stronger forms of authentication such as tokens and biometrics, although
 - users may face more inconvenience and frustration as a consequence
 - users may be required to carry tokens or provide their identification more than once

Passwords: Vulnerabilities



Source: QinetiQ

Passwords...


- ▶ Commonly used for logging on to computers, and most operating systems have password authentication built-in
 - therefore, the easiest option when choosing an authentication mechanism
- ▶ Convenient for most users and easily understood
 - because of their widespread usage
- ▶ Often cheaper to deploy
 - because they tend to require less investment in hardware
- ▶ Hidden costs involved in managing and maintaining them
 - users will always forget their passwords (whether or not they are complicated)
 - mechanism should be in place to deal with forgotten (or compromised) passwords
 - for large networks this may require the provision of a dedicated password helpdesk

Encrypted passwords

- ▶ Passwords can be encrypted for both storage and transmission on the network
 - prevents the problem of password sniffing present in plain-text storage and transmission

- ▶ However, for this to be effective
 - users are required to understand the correct procedures for management of the encryption protocol
 - for example, “plausible certificates are easy to forge, and blindly accepting dialogues to install certificates into a web-browser will completely invalidate any advantages”

Smart cards



- ▶ Credit card-sized hardware tokens: contact or contact-less
- ▶ Two basic varieties
 - memory cards (securely store data, cost-effective, popular method of providing two-factor authentication)
 - microprocessor (processing power, stronger two-factor authentication, multiple functions, etc.)

Smart cards: microprocessor card

- ▶ The microprocessor card supports public key technology
 - securely stores user's public key certificate and private key for use with PKI
- ▶ Restricts security-critical computations to the smart card
 - making identity interception difficult
 - preventing masquerading and data manipulation
- ▶ Limits the number of logon attempts
 - locks after a PIN is entered incorrectly a certain number of times
 - prevents a dictionary attack
- ▶ Multiple functions
 - reducing the number of devices that a user must carry
 - access control to buildings, student ID, micro-payments (bus fares, snack food, etc), patient data, etc
 - provision of portability of credentials (and other private information) between computers at work, at home, or on the road

Smart cards: authentication

- ▶ Smart cards
 - emerging user authentication technologies
 - store user identity and a PIN – two-factor authentication
 - stronger way to authenticate users
 - physically carried by users
- ▶ A user using smart card to authenticate their identity
 - inserts the smart card into a card reader
 - enters the required PIN to access the stored identity and to start the authentication process

Smart cards: authentication...

- ▶ Generally found to be acceptable to users
 - lightweight, portable, easy to use
 - most people are used to carrying cards with them
- ▶ More difficult to manage
 - users must be educated in their use
 - cards along with any assigned PINs must be issued and tracked
- ▶ Users may find them inconvenient
 - can be lost, stolen, or shared
 - must be kept close at hand
 - cause some problems for users who forget their PINs or make typographical errors
 - smart card becomes locked after a certain number of attempts
 - not very robust and can be easily broken

Attacks on smart cards

- ▶ Use doctored terminal/card reader
 - reuse and/or replay authentication to card
 - display \$x transaction but debit \$y
 - debit account multiple times
- ▶ Physical attacks
 - erase onboard EPROM with UV spot beam
 - use e-beam tester to read signals from the operational circuit, e.g. PIN recovery
 - attack the Random Number Generator

Other authentication tokens

▶ Two main types

- challenge-response calculators
 - Encrypt a challenge from the server and return result to server
 - Server does the same and compares the result
 - Encryption usually seems to be DES
 - Encryption key is random (rather than a fixed password) which makes offline password guessing much harder
- one-way authentication data generators
 - Non-challenge-response nature fits the “enter name and password” authentication model

▶ Other tokens

- USB (Universal Serial Bus) token, functionally very similar to smart cards
- PCMCIA card, TPM (Trusted Platform Module)
- iButton, computer chip enclosed in a 16mm stainless steel can
- Datakey (<http://www.datakeyelectronics.com/>)
- RSA SecureID <http://www.rsasecurity.com/node.asp?id=1157>)
- RFID (Radio Frequency Identification) (<http://www.rfidinc.com/>)

X509 certificate

- ▶ Digital certificates
 - software-based identifiers
 - use public key encryption to confirm a user's identity
 - serve as unique, "unforgeable" credentials
 - identify privileges for authorized access
 - enable digital signing and encryption to provide the privacy, data integrity, and non-repudiation services
- ▶ User is assigned a digital certificate in two parts
 - public key that can be made freely available
 - private key that must be kept secret by the user
- ▶ PKI
 - key management infrastructure must be in place

A PKI consists

- ▶ Certificate authority (CA)
 - issues and verifies digital certificate
 - signs the certificate to prove that the certificate belongs to the user who presents it
 - certificate of the signing CA must be trusted
- ▶ A registration authority (RA)
 - acts as the verifier for the certificate authority before a digital certificate is issued to a requestor
- ▶ One or more directories
 - where the certificates (with their public keys) are held
- ▶ A certificate management system
 - used to generate, distribute, store and verify certificates

Digital certificates with tokens/TPMs

- ▶ Digital Certificates with Tokens
 - offer greater security, convenience, and portability
 - placing the digital certificate on the token provides more protection
 - one or more identification certificates on the token, users can carry with them the appropriate credentials to access systems
- ▶ Digital Certificates with TPMs
 - TPMs are isolated chips
 - use digital signatures to verify that the operating system and other components of the software environment have not been compromised
 - combined with a digital certificate, they provide the strongest authentication

X509 certificate...

► Pros

- certificates simplify authentication
 - system administrators don't need to maintain large databases of user accounts and logins
- useful for single-sign-on
 - since servers are never given a copy of the password, compromising of any single server will affect only that server

► Cons

- users must carry their certificate with them
- users must keep the certificate secure
- certificates (and their private keys) are messy to distribute
 - physically providing the certificate to the client might not be possible, e.g. at an internet Café.

X509 Certificate: cons...

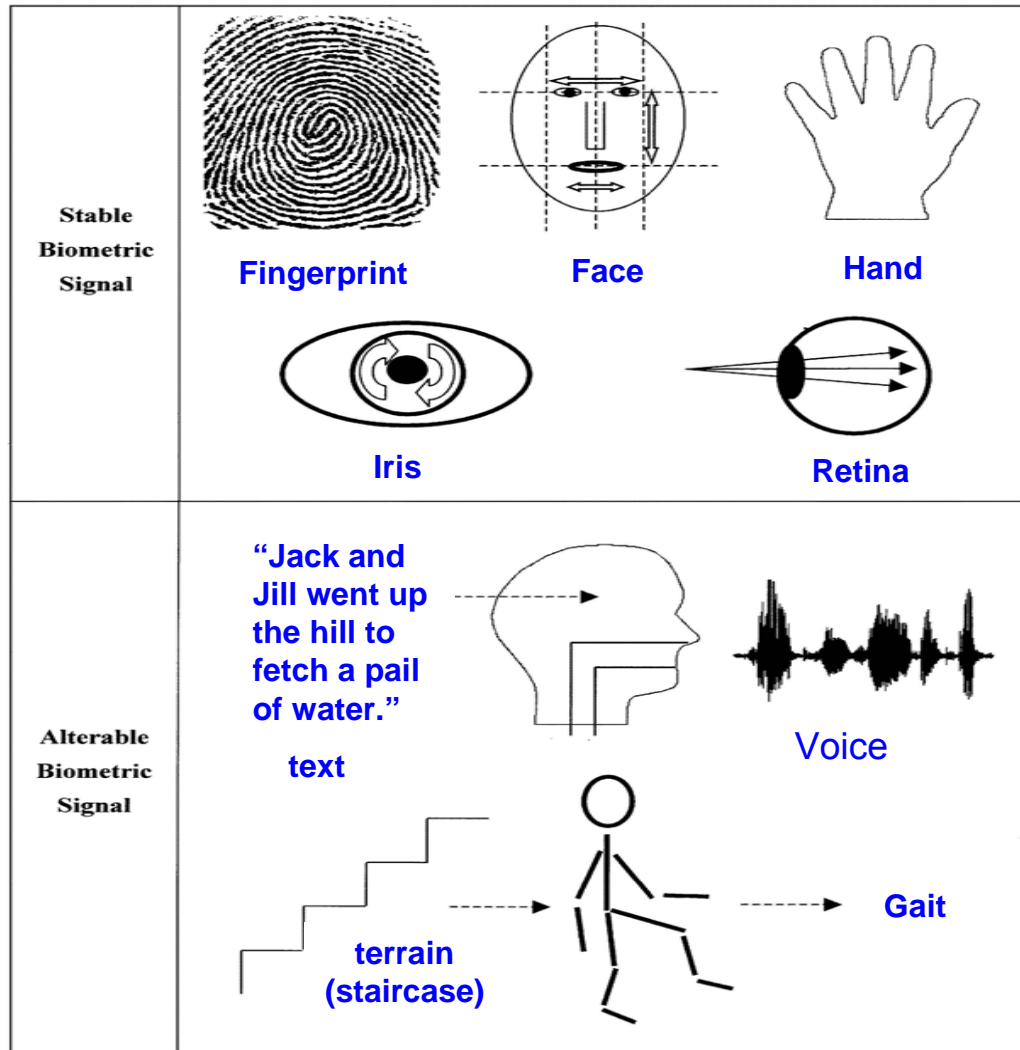
▶ Certificates

- tend to be vendor specific and may not be interoperable between vendors or products
- complicated for users to install.
- do not work well in cases where users share machines or use multiple machines

▶ Other significant difficulties

- technical and administrative processes, involved in running a certificate authority securely
- mechanisms for revocation (cancelling) of compromised certificates are not well established

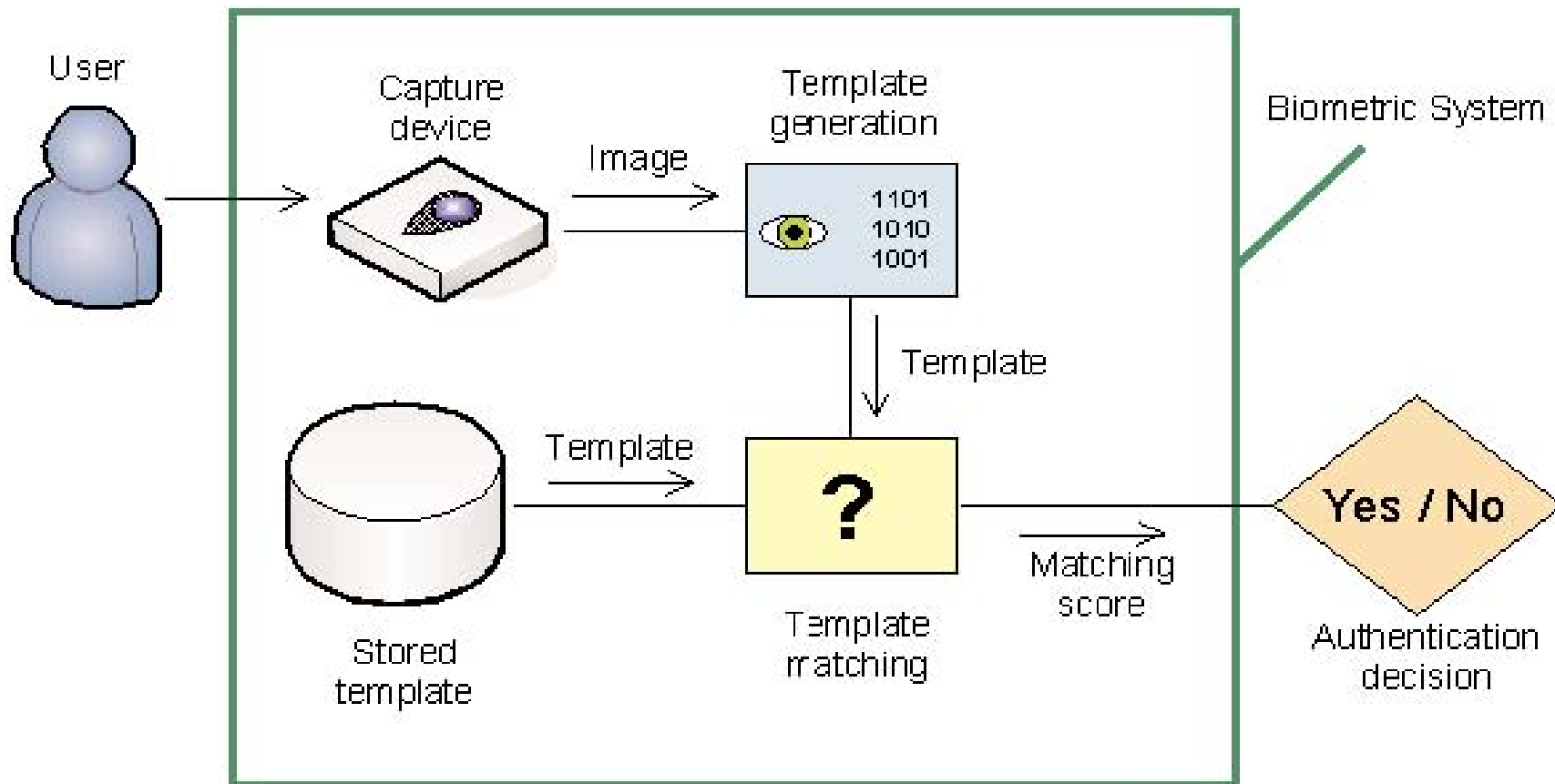
Biometrics



- ▶ Biometrics user authentication is a method that identifies a user and/or verifies their identity based on the measurement of their unique physiological traits or behavioural characteristics
- ▶ Physiological biometrics are fingerprint, facial recognition, iris-scan, hand geometry, retina scan, etc.
- ▶ Behavioral biometrics are voice recognition, gaits, keystroke-scan, signature-scan, etc.

Source: L. GORMAN

Biometrics authentication



Source: QinetiQ

Biometrics authentication...

- ▶ With biometrics, a stored pattern is compared with the actual measurements taken
 - but these patterns will hardly ever match precisely
 - hence, a new problem has to be faced, false positive and false negative
- ▶ Accepting the wrong user (**false positive**) is clearly a security problem
- ▶ Rejecting a legitimate user (**false negative**) creates embarrassment and a somewhat inefficient working environment [Gollmann]
- ▶ Thus, the security of biometrics relies on achieving the right balance between these two errors

Biometrics...

- ▶ Relieve user of the difficult task of choosing and remembering a good key
- ▶ Uniqueness of biometric attributes makes them an ideal candidate authenticating users
- ▶ User now unable to forget and share passwords
 - so password administration overheads are reduced while security as a whole is increased
- ▶ Thought to be much more difficult
 - to replicate a biometrics feature at the data acquisition stage than it is to replicate someone's user ID or password
 - as opposed to tokens a biometrics characteristic cannot be lost or stolen (except in exceptional cases)
- ▶ Behavioural biometrics
 - devices are less expensive and said to be less threatening to users

Biometrics...

- ▶ Major uses of biometrics today
 - at airports, passport/visa integration, for immigration purposes, in prisons
- ▶ Many users consider physiologically based biometrics authentication intrusive and obtrusive
- ▶ Fingerprints
 - small and inexpensive
 - associated with criminal identification
- ▶ Voice authentication
 - upset by background noise, illness, stress, intoxication
 - can be used over phone lines
 - more readily by users (non-intrusive)

Biometrics...

- ▶ Eye scans
 - high accuracy in identifying users
 - low data storage requirements
 - intrusive (scan blood vessels in retina/patterns in iris)
- ▶ Hand Scans
 - low data storage requirements
 - not unique to every one
- ▶ Facial scans
 - non-intrusive
 - users may feel violation of privacy as data may be captured, verified and used without their knowledge

Biometrics: general pros and cons

▶ Pros

- everyone carries their ID on them
- very hard to forge
- easy to use

▶ Cons

- you can't change your password (if compromised)
- expensive
- no real standards (half a dozen conflicting ones as well as vendor-specific formats)
- user acceptance problems
 - users may feel treated like criminals if fingerprinted
 - may not like the idea of laser beams scanning their retinas

Technologies for user authentication

- ▶ Kerberos (<http://web.mit.edu/kerberos/www/>)
- ▶ Microsoft .NET passport (<http://www.passport.net/>)
- ▶ RADIUS (<http://www.freeradius.org/>)
- ▶ LDAP (Lightweight directory access protocol)
- ▶ Liberty Alliance Project (<http://www.projectliberty.org>)
- ▶ SESAME (<https://www.cosic.esat.kuleuven.ac.be/sesame/>)
- ▶ PKI-Based Technologies (<http://www.pki-page.org/>)
- ▶ ITU-T PMI (Privilege Management Infrastructure)
- ▶ SDSI/SPKI (<http://www.syntelos.com/spki/>)
- ▶ Shibboleth (<http://shibboleth.internet2.edu/shib-intro.html>)
- ▶ Athens (UK) (<http://www.athens.ac.uk/>)
- ▶ PAPI AuthServer (<http://papi.rediris.es/dist/pod/AuthServer.html>)

Future trends

- ▶ Graphical passwords are claimed to be more memorable to users
 - Déjà vu project at University of California at Berkeley – array of abstract images
 - HumanAut project at Carnegie Mellon University – pictures
 - Draw-a-Secret project at Bell Labs AT&T Labs – a line drawing within a grid pattern
- ▶ Enhancing tokens
 - combining smart cards with RFID (Radio Frequency Identification)
<http://www.smartcardalliance.org/>
 - combining two-factor authentication (smart cards and biometrics) with NGSCB to enhance security [NGSCB]
- ▶ Multi-modal biometrics
 - combining different biometrics modalities to strengthen security (<http://biometrics.org/>)
 - fusing several types of biometrics (Anil Jain seeks to improve security by fusing several types of biometrics [Buder])
 - use of DNA in identification [DNA]
- ▶ Robustness, platform flexibility, scalability, etc.
 - procedure for recovery from compromise from token clone, server compromise or key compromise (For biometric enthusiasts – how do you recover from compromise?)
 - withstand change of servers, client workstations, operating systems, etc.
 - how easy is it to handle scaleable responses to increased threats?
 - how easy is it to size for performance to handle peak demand?

Concluding remarks

- ▶ Depending on the information that you are securing and the number of users for whom access to that information is required
 - you need to consider the pros and cons of various authentication solutions until you find the one that best fits your needs - and
 - “one size won’t necessarily fit all”!
- ▶ A key problem with user name and password, the human factor
 - passwords are easy to guess or search if easy to remember
 - passwords are easily stolen if written down
 - users may share passwords
 - passwords can be forgotten if difficult to remember

Concluding remarks...

- ▶ Physical tokens
 - provide easy storage and transportation of credentials and other secrets
 - ensure uniqueness of that information
 - password or PIN may still be needed to access that information, i.e. human factor still exists
- ▶ Biometrics
 - proves physical presence of owner credentials, eliminating human factor
 - nonetheless vulnerable to attacks
 - thus, a combination of the above may be a better solution
- ▶ Important consideration when matching an authentication solution with a specific application
 - user environment (convenience/ease of use, robustness/reliability, portability)
 - application environment (security requirements, secure identity management, integrating with PKI, ease of management and administration)
 - business environment (acquisition, deployment, maintenance, and integration costs)

Bibliography

► Authentication and smart cards

- D. Gollmann, Computer Security, John Wiley & Sons, 2000
- R. Clarke, Authentication: A sufficiently Rich Model to Enable e-Business, 2001, <http://www.anu.edu.au/people/Roger.Clarke/EC/AuthModel.html>
- QinetiQ: B. Pomeroy and K. Shorter, Authentication Technologies, 2004, www.QinetiQ.com/perspectives
- Smart Card Alliance: <http://www.smartcardalliance.org/>
- NGSCB (Next-Generation Secure Computing Base): <http://www.microsoft.com/resources/ngscb/archive.mspix>

► Biometrics

- Biometric Consortium: <http://www.biometrics.org/>
- Biometric Research, MSU: <http://biometrics.cse.msu.edu/>
- Conference and Exhibition: <http://www.biometrics.elsevier.com/>
- L. GORMAN, Comparing Passwords, Tokens, and Biometrics for User Authentication, IEEE, Vol. 91, No. 12, 2003
- G. Hachez, F. Koeune, and J. Quisquater, Biometrics, Access Control, Smart Cards: A Not So Simple Combination
- R. Buderer, Demo: Me, Myself, and Eye, February 2005, <http://www.techologyreview.com>
- DNA: Use of DNA in Identification http://www.accessexcellence.org/RC/AB/BA/Use_of_DNA_Identification.html

The End

▶ Thanks for your attention!